

DLWPRO

**THREE-BELT DYNAMIC
WEIGHT CHECKING SYSTEM**





DLWPRO

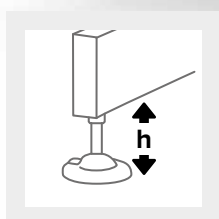
S E R I E S

The “DLWPRO” high-performance weight checking system is the ideal solution for dynamically and accurately weighing and checking all packages transiting on a conveyor line to save time and money.

DLWPRO is designed for dynamically weighing packaged products. For use in factories and MID type-approved, features include integral batch monitoring and statistic reports for supervising production.

PC-based and running Windows® operating system, it is extremely user-friendly. Its touchscreen operator interface makes it easy to use.

DLWPRO is designed and made entirely in Italy. It is the best choice to ensure effective and complete production batch control in order to certify product quality.



CUSTOMISED WEIGHING SURFACE HEIGHT, WITH ADDITIONAL $h = \pm 30$ mm ADJUSTMENT



DLWPRO

S E R I E S

MAIN TECHNICAL FEATURES



OVER 350 PACKAGES/ min, ACCORDING TO PACKAGING TYPE



ADJUSTABLE SPEED FROM 10 TO 70 m/min
FASTER SPEEDS AVAILABLE ON REQUEST



MID TYPE-APPROVED (2014/32/EU) FOR DYNAMIC WEIGHING



HYGIENIC DESIGN. STRUCTURE WITH ROUNDED CORNERS, ENTIRELY MADE OF **AISI 304 STAINLESS STEEL** AND SPECIFIC FOOD-GRADE MATERIALS



IP65 PROTECTION MARKING TO BE WASHABLE DIRECTLY WITH WATER



UL VERSION ON DEMAND



TFT & TOUCHSCREEN MONITOR, 12" RESISTIVE, COLOUR, 800x600px RESOLUTION



WINDOWS OPERATING SYSTEM



STANDARD USB



STANDARD ETHERNET



SYSTEM FOR QUICKLY REPLACING CONVEYOR BELT AND DRIVE BELT



INTEGRATED METAL DETECTOR



ELECTRIC POWER SUPPLY:
220 V / 50 Hz
SINGLE PHASE




COMPRESSED-AIR SUPPLY:
6 BAR



WORKING TEMPERATURE:
+5...+40 °C




POWER:
500 W



BELT ADJUSTMENT MECHANISM "WITH MEMORY" FOR EASY BELT REPLACEMENT



QUICK BELT DISASSEMBLY SYSTEM



AIR JET EJECTOR



PISTON-OPERATED EJECTOR



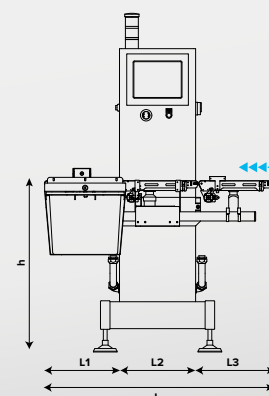
COLUMN-MOUNTED LIGHT INDICATORS



USB CONNECTION PORT

AVAILABLE VERSIONS

MODEL	DLWL17001A-3015	DLWL17001A-4025	DLWL35001A-5030
Capacity (double scale)	500/1500 g	500/1500 g	1700/3200 g
Division	d = 0.5/1 g	d = 0.5/1 g	d = 1/2 g
Belt length (L1-L2-L3)	300 mm	400 mm	500 mm
Belt width (L1-L2-L3)	150 mm	250 mm	300 mm
Working height (h)	600 - 1000 mm		
Total length (L)	900 mm	1200 mm	1500 mm





DLWPRO

S E R I E S

PC-based and running Windows® operating system, it is extremely user-friendly. Its touchscreen operator interface makes it easy to use.

The large-sized monitor allows quick management of all main functions and very easy browsing of checked batch reports.

I/O SECTION



USB CONNECTION.
Possibility of exporting batch data in pdf and Excel format.



ETHERNET/LAN CONNECTION.
Possibility of remote service of batch data exporting in pdf and Excel format.



AUTOMATION CONTACTS
Possibility of adding contacts to manage supplementary devices.

OPERATOR INTERFACE AND FUNCTIONS

- **Specific weighing program for statistic checks** of pre-packaged products.
- **Automatic speed adjustment** according to set parameters/items.
- Consecutive **reject control** for error signalling.
- **Printing, viewing and exporting** of control **data** on USB flash drive or ETHERNET.
- **Report archive** of past production batches (up to one year of stored controls).
- **Archive** of over 500,000 items, **expandable** and **interfaceable** with management system.
- **Multilingual selection** (Italian, English, French, German, Spanish, Portuguese, Russian).
- Multi-level access **password**.
- Possibility of **remote servicing**.



DLW PROM

S E R I E S

WITH METAL DETECTOR

EASY TO USE:

The metal detector module is managed directly from the main touchscreen. Advantages include:

- Simpler and faster calibration and configuration.
- Contamination control records with summary report.
- “Supermarket” sensor management (ejection confirmation, air presence in compressed-air circuit check, full reject tank check).
- Sensor management for compatibility with M&S (Marks & Spencer) and Tesco specifications.



FLEXIBLE AND EXPANDABLE:

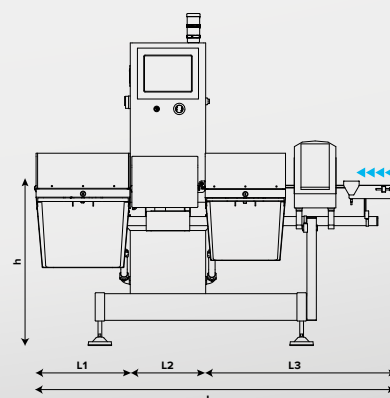
- Wide range of metal detector models according to the product to be checked.
- Possibility of implementing all the devices needed to meet M&S and Tesco requirements.



M&S & TESCO compliant

AVAILABLE VERSIONS

MODEL	DLWML17001A-3015	DLWML17001A-4025	DLWML35001A-5030
Capacity (double scale)	500/1500 g	500/1500 g	1700/3200 g
Division	d = 0.5/1 g	d = 0.5/1 g	d = 1/2 g
Belt length (L1-L2-L3)	1000/300/400 mm	1000/400/400 mm	1100/500/500 mm
Belt width (L1-L2-L3)	150 mm	250 mm	300 mm
Working height (h)	600 - 1000 mm		
Total length (L)	1700 mm	1800 mm	2100 mm
Metal detector gantry	150x125mm	250x125mm	300x150mm





“YOUR WORLDWIDE PARTNER FOR WEIGHING”

DINI ARGEO
FRANCE sarl
France

DINI ARGEO
GMBH
Germany

DINI ARGEO
UK Ltd
United Kingdom

DINI ARGEO WEIGHING
INSTRUMENTS Ltd
China

DINI ARGEO
WEIGHBRIDGES
Italy



A RICE LAKE WEIGHING SYSTEMS COMPANY

HEAD OFFICE

Via Della Fisica, 20
41042 Spezzano di Fiorano Modena • Italy
Tel. +39.0536 843418 Fax. +39.0536 843521
info@diniargeo.com

SERVICE ASSISTANCE

Via Dell' Elettronica, 15
41042 Spezzano di Fiorano Modena • Italy
Tel. +39.0536 921784 Fax. +39.0536 926654
service@diniargeo.com

SALES AND TECHNICAL ASSISTANCE SERVICE